



DEEP GLOW
Lighting the World's Waters

Lighting System General Operation

— Patent #7591564 —

Congratulations on the purchase of your new underwater light. Deep Glow Technologies takes pride in providing well designed, high quality and thoroughly tested products that allow you to enhance the enjoyment of your waterfront.

Safety Information:

READ ALL INSTRUCTIONS BEFORE INSTALLING. **NEVER TRY TO INSTALL OR REMOVE PRODUCT WHILE POWER IS CONNECTED.** UNDER NO CIRCUMSTANCE SHOULD THIS LIGHT BE DEPLOYED IN A POOL OR SPA. UNDER NO CIRCUMSTANCE SHOULD THE LIGHT BE OPERATED ABOVE WATER. LOOKING DIRECTLY INTO THE LIGHT ABOVE WATER CAN CAUSE DAMAGE TO THE EYE. THIS LIGHT MUST BE PLUGGED INTO A GFCI PROTECTED OUTLET. NEVER PLUG INTO AN UNPROTECTED OUTLET. UNDER NO CIRCUMSTANCE SHOULD THE LIGHT CABLE BE SPLICED TOGETHER. DO NOT SWIM NEAR THE LIGHTS DURING OPERATION. THE OPERATING CONDITION OF ALL PRODUCT COMPONENTS AND ELECTRICAL CABLING SHOULD BE VISUALLY INSPECTED PERIODICALLY. IF YOU HAVE ANY CONCERNS ABOUT THE SAFETY OF THIS PRODUCT, DISCONNECT POWER AND CALL DEEP GLOW FOR ASSISTANCE.

General Operating Information:

- Deep Glow lights consume 2 amps of power. Other devices which draw from the same circuit may affect the number of lights that can be operated. For example, operation of a boat lift on the same circuit may result in a temporary interruption in the operation of the light
- Allow for a 15 minute interval before restarting the light.
- This product is intended for use in both saltwater and freshwater.
- The commercial materials used in this product will provide robust and reliable operation under normal operating conditions.
- The light is designed to be deployed by tossing or lowering into no less than three feet of water.
- Lights must remain submerged at all times while operating
- Depending upon water clarity, depth and lighting conditions, the diameter of light can range from approximately 15 to 30 feet.

Maintenance:

We recommend the light(s) be operated for a minimum of 8 hours daily to ensure optimal performance.

Lights can be installed in lakes and ponds that freeze over, as long as they stay operational during the freezing periods.

Growth may occur on the light housing, around the lens flange and on the cable; this is normal and should not affect performance. However, in some areas of heavy growth, growth may occur on the lens itself. If you are operating the light in an aggressive growth area, cleaning may be necessary every 90 days. **Always unplug the unit prior to cleaning.** Light marine growth should be removed from the lens using a stiff or metal brush. If heavier barnacle growth occurs, remove with a metal chisel or spackle knife. Do not soak in degreasers or citrus type cleaners. Do not get bottom paint on stainless bolts and wingnuts.


We are happy to assist you with questions regarding maintaining your light. Replacement parts and bulbs are readily available from the factory. For optimum performance, bulbs should be replaced every two years. Do not handle the bulb with bare hands, as the oils may damage the bulb.

Troubleshooting:

Please contact our technical support staff toll free at (888) 871-3334, **extension 2**, Monday through Friday from 9:00 am to 5:00 pm EST.

Warranty:

We truly want you to enjoy this product for many years and are here to support you. Please contact us if your light does not work as expected. Deep Glow Technologies warrants this product to be free from defects in workmanship and materials for a period of two years from the date of original purchase. Misuse, abuse, improper installation, neglect, improper shipping, damage caused by disasters such as fire, flood and lightning, unauthorized repair or modifications will void said warranty. Should your product prove defective during the warranty period, promptly contact Deep Glow Technologies for an RMA number and then return the product with the RMA number clearly marked on the outside of the shipping container.



DEEPGLOW

Lighting the World's Waters

Lighting System Specifics

— Patents #7,591,564 and #8,123,372 —

Lower Unit Housing:

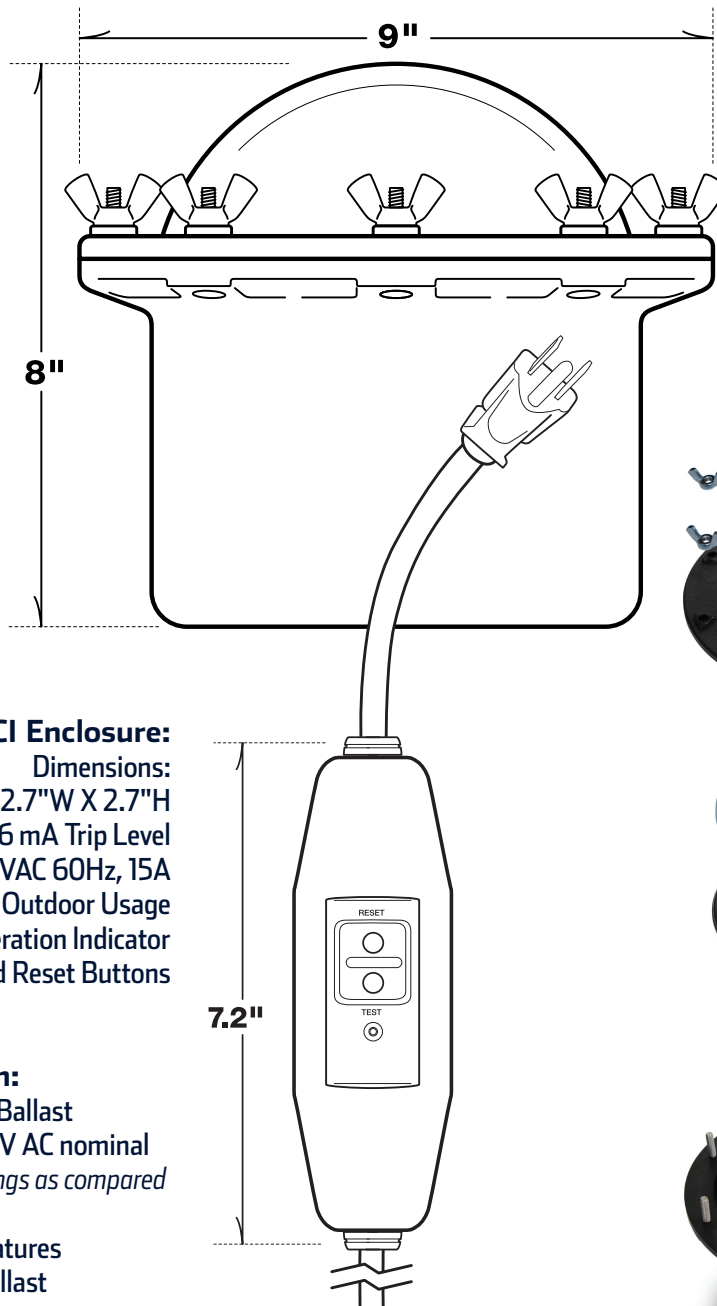
Dimensions:
Height 8" X Width 9"

Weight: 14Lbs.

Constructed with UL listed,
non-corrosive and
non-conductive
components/materials.

Bulb/Lamp:

150Watt Metal Halide Lamp
Over 10,000 Lumens
Available in Superior Colors:
Green, Blue, or Clear
Average Life of 5500 Hrs.



Inline GFCI Enclosure:

Dimensions:
7.2"L X 2.7"W X 2.7"H
Class A GFCI, 4-6 mA Trip Level
Rating: 125 VAC 60Hz, 15A
UL Listed for Outdoor Usage
LED Operation Indicator
Test and Reset Buttons

Operating System:

150W HID Electronic Ballast
Voltage: 120V to 240V AC nominal
*Significant energy savings as compared
to magnetic ballasts.*
Safety Shut Down Features
UL Type 1 Outdoor Ballast
Consumes 1.5 Amps

Phone: 727.234.1334 • Fax: 727.234.1335 • Toll Free: 888.871.3334
www.DeepGlow.com

Deep Glow Technologies, Inc.
Office Mailing Address: PO Box 55055, St Petersburg, FL 33732
Warehouse Shipping Address: 13101 56th Court, Suite #811, Clearwater, FL 33760

DeepGlow Installation Guide — Please read carefully.

1. Please read Lighting System General Operation page before installing.

2. Choose an appropriate location by considering depth, boat traffic and bottom surface material. **(A)**

3. Secure GFCI **(B)** and optional timer with supplied cable straps **(C)** well above the highest potential water level. **GFCI must be installed vertically as shown.**

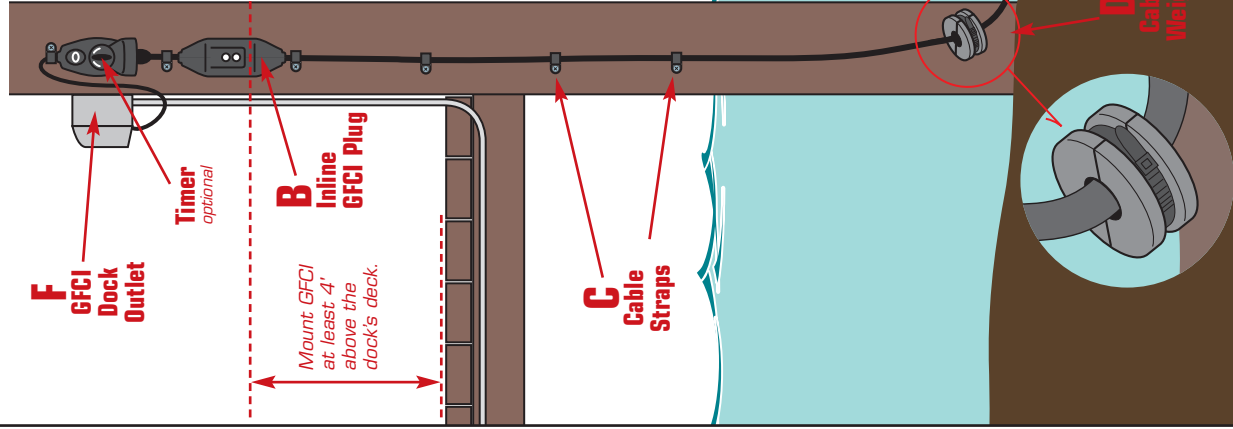
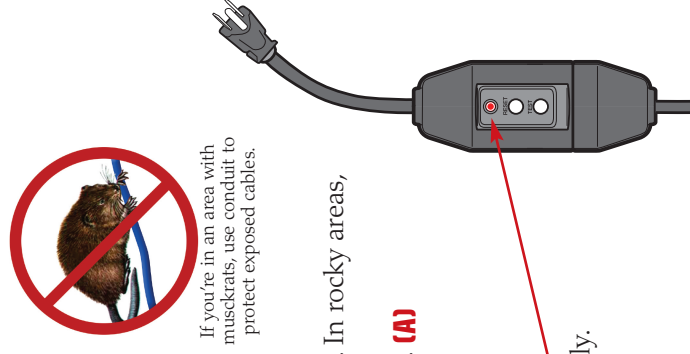
4. Attach cable weight **(D)** to the cord as shown.

5. Toss or lower the light **(E)** into the water. The light is designed to land lens side up. In rocky areas, the light should be lowered and placed carefully on the bottom. Light and cable should never be placed in the potential path of a boat, without adequate clearance. **(A)**

6. Light should be plugged into a Ground Fault Circuit Interrupter (GFCI) Outlet. **(F)** Under no circumstance should a light be installed on an unprotected outlet.

7. Allow a few minutes for the light to reach full brightness. The inline GFCI **(B)** is equipped with a red indicator light. If the light is on, everything is working properly. **Do not submerge GFCI.**

8. Enjoy!



WARNING:

All power to the unit must be disconnected during installation. Do not plug in the unit until the light is completely installed.

Please feel free to contact customer service at 727-234-1334 Ext. 2.